

2023

HEALTHCARE WITHOUT BORDERS



TABLE OF CONTENTS

- 01** Top 5 Treated Diseases
- 02** Meet Joe
- 03** Meet Sombo
- 04** Total Cases and Births 2014-2023
- 05** Total Cases and Births 2014-2023
- 06** Malaria Cases 2023
- 07** Malaria Cases 2014-2023
- 08** Malaria Program 2023
- 09** Malnutrition Cases 2023
- 10** Malnutrition Cases 2021-2023



2023 TOP 5 TREATED DISEASES

ADULTS

- 1 Malaria
- 2 Gastric Ulcer
- 3 Typhoid Fever
- 4 Hypertension
- 5 Genital Discharge

ADOLESCENTS

- 1 Malaria
- 2 Worm Infection
- 3 Watery Diarrhea
- 4 Typhoid Fever
- 5 ARI/Pneumonia and Skin Infection

CHILDREN <5

- 1 Malaria
- 2 Malnutrition
- 3 Watery Diarrhea
- 4 ARI/Pneumonia
- 5 Skin Infection

2023 **MEET JOE**



Joe Lahai is 76 years old. He's from the community in Gobaru but spent most of his life working in the U.S, and with his wife and kids all still in the U.S. He didn't want to say why he is here alone, so we didn't press harder. "I'm not a poor man, I will buy a new SUV next week", he said boastfully.

He's the nurses' favorite because of his funny jokes and frequent acts of generosity to them. Maybe also because he is their closest neighbor. He actually lives and owns the huge house at the back of the center. The nurses were all happy to tend to him.

Joe Lahai has diabetes. He has been living with the condition for the past 3 years. He has a personal doctor yet, he still relies and comes to the center whenever his doctor is not available to get treated.

2023 **MEET SOMBO**



Sombo Kpaka is 67 years old. She comes from one of the catchment communities called Wombe. She lives with her 75 year old husband. Both are old with weak bones and can't farm anymore. They survive by providence and from little remittances by relatives.

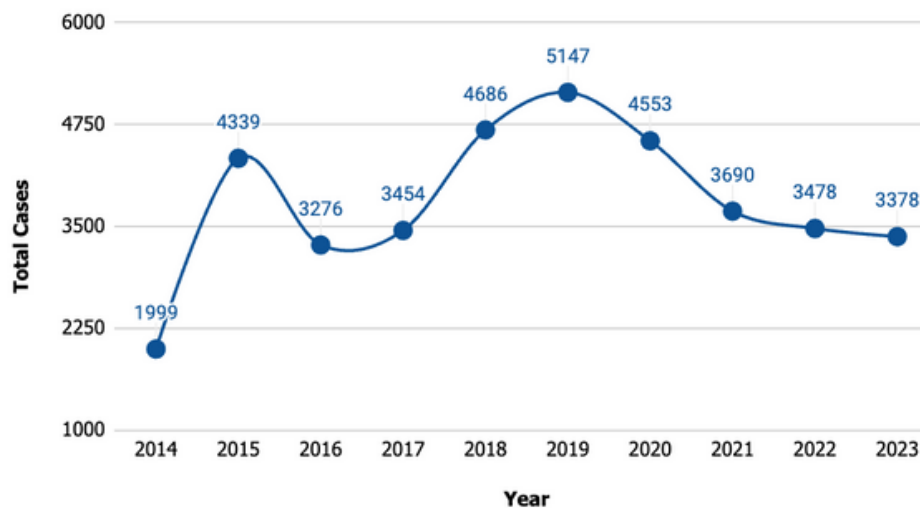
She had been complaining of pain and cold (suspected to be malaria) at home for the past two weeks. She took different traditional herbs; the more she was taking them, the more she got ill. She was also suspected to be sick with typhoid fever.

She was accompanied to the center by a niece. They had very little but were able to commence treatment for the malaria. After few hours, she could sit and was able smile again. For the typhoid fever, she was referred to Pujehun for confirmation test.

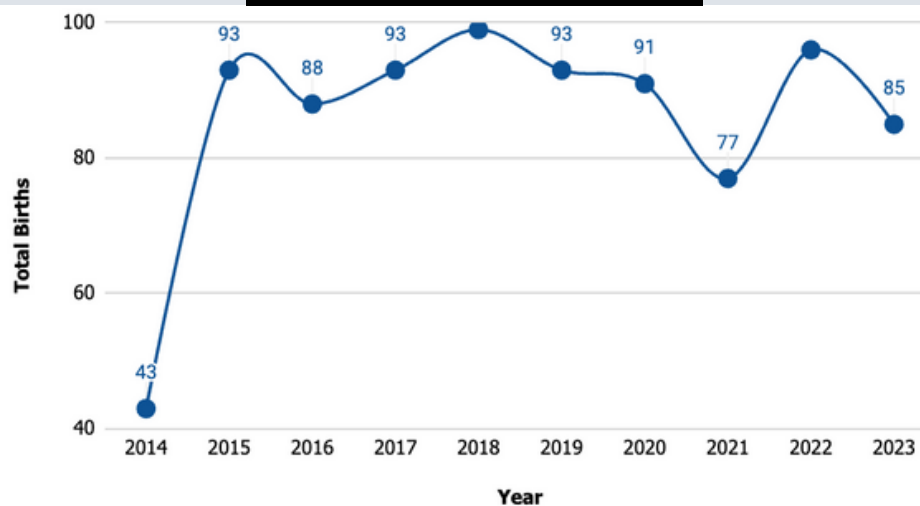
2014-2023

TOTAL CASES AND BIRTHS

TOTAL CASES



TOTAL BIRTHS



These graphs represent the total cases treated in Sierra Leone (Fatmata Maternity Center, Taninahun Health Center, and Gobaru Health Center) from 2014-2023.

2023

TOTAL CASES AND BIRTHS

ADULTS

1,490
CASES

ADOLESCENTS

637
CASES

CHILDREN <5

1,251
CASES



3,378
TOTAL CASES



85
TOTAL BIRTHS



2023 MALARIA CASES

ADULTS


716 48.1%
CASES OF CASES

ADOLESCENTS

248 38.9%
CASES OF CASES

CHILDREN <5

439 35.1%
CASES OF CASES

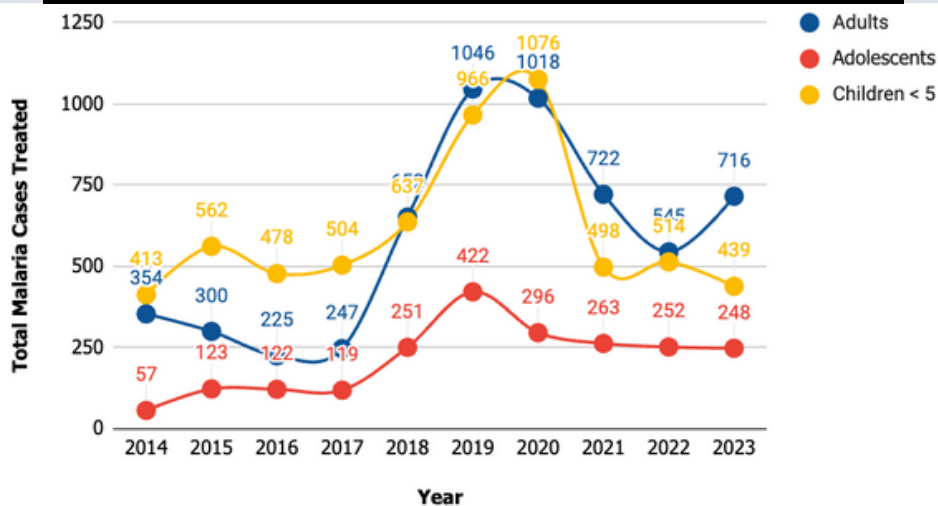


1,403
TOTAL CASES

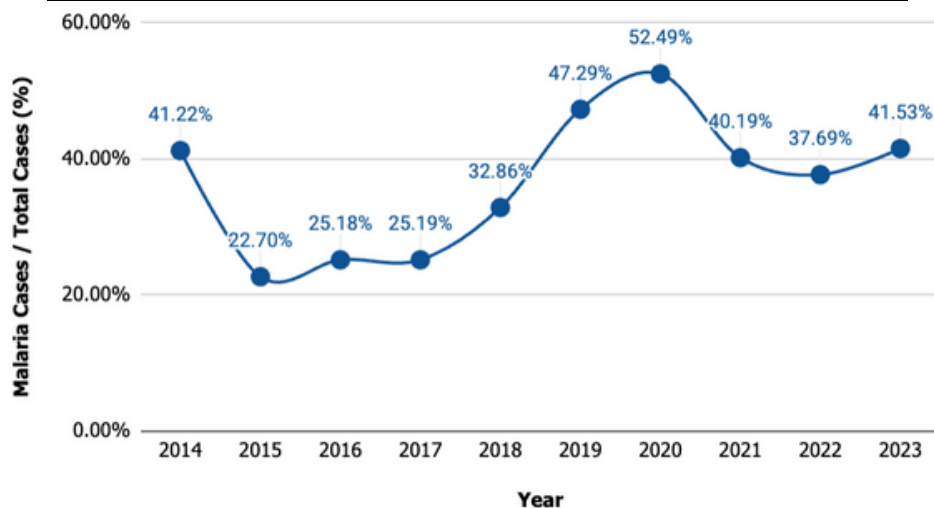
41.5%
OF TOTAL CASES

2014-2023 MALARIA CASES

TOTAL MALARIA CASES



ANNUAL MALARIA INCIDENCE



These graphs represent the total cases of malaria and the annual malaria incidence treated in Sierra Leone (Fatmata Maternity Center, Taninahun Health Center, and Gobaru Health Center) from 2014-2023.

2023

MALARIA PROGRAM



2023 MALNUTRITION CASES

MALES

26	60
1-11 MO	1-11 MO

FEMALES

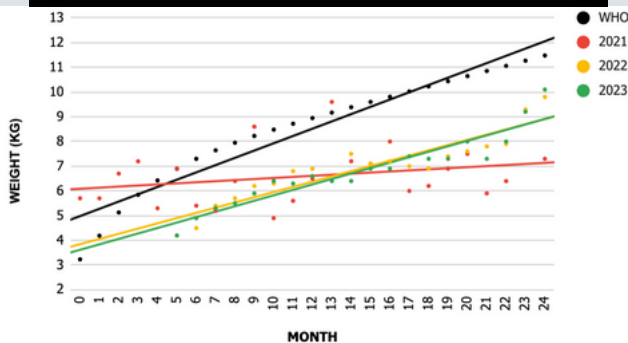
51	96
1-11 MO	1-11 MO



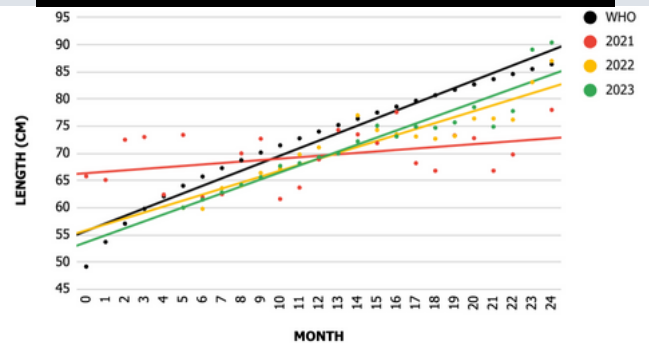
2021-2023

MALNUTRITION CASES

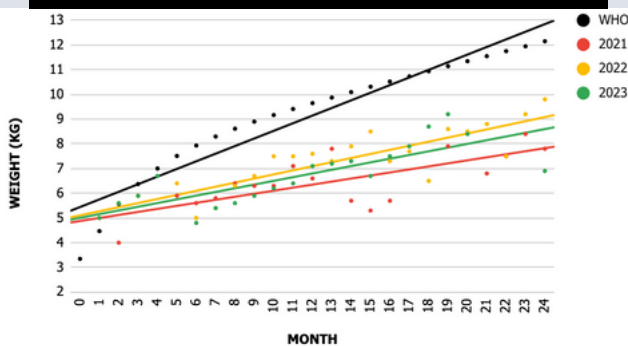
FEMALES - AVERAGE WEIGHT



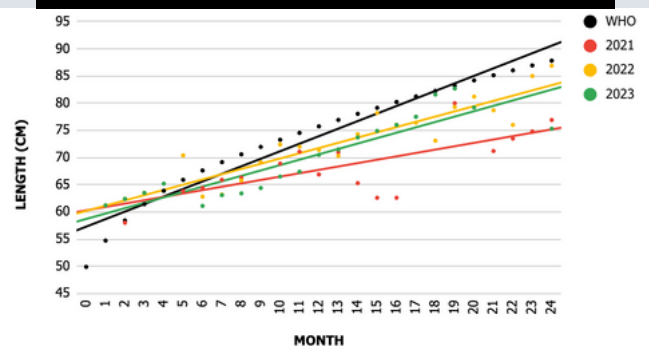
FEMALES - AVERAGE LENGTH



MALES - AVERAGE WEIGHT



MALES - AVERAGE LENGTH



These graphs show the average weight and length in females and males enrolled in the Malnutrition Program as compared to the average standards set by the World Health Organization.